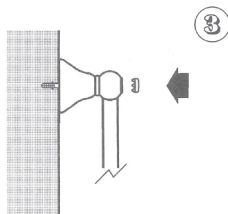
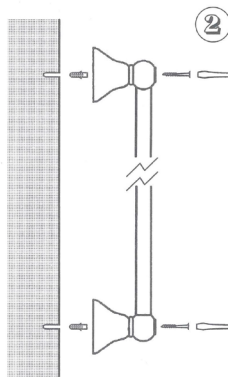
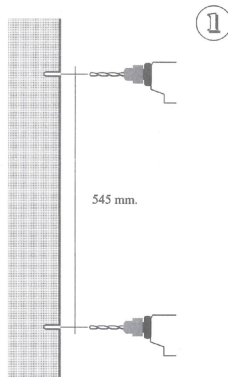
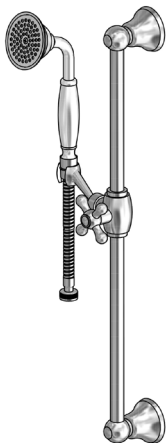


**ISTRUZIONI DI MONTAGGIO**  
**FITTING INSTRUCTIONS**

**IT**  
**EN**



**Istruzioni per il montaggio.**

- 1) Praticare due fori da  $\varnothing$  8 mm, alla distanza di 545 mm.
- 2) Inserire i tasselli e fissare le viti.
- 3) Applicare le placchette a pressione.

**Assembling instructions.**

- 1) Make two holes of diameter 8 mm, at a distance of 545 mm.
- 2) Introduce the two dowels and fix with the screws.
- 3) Put the plates with pressure.

Rev.: 09/11/2023

**IMPORTANT**

**Pressure & Temperature Requirements**

- \* Hot and cold water inlet pressures should be equal.
- \* Inlet pressure range: 150-1000 kPa
- \* New Regulation: -500 kPa maximum operating pressure at any outlet within a building (Ref. AS/NZS 3500.1-2003, Clause 3.3.4)
- \* Maximum hot water temperature: 80 °C

IB RUBINETTERIE s.p.a.  
via dei Pianotti 3/5  
25068 Sarezzo (BS) - Italy  
P.IVA. 01785230966

ISCR. REG. IMPR.  
BS 01785230966  
R.E.A. BS 352087  
capitale sociale €20.000,00 i.v.

T. +39 030 802101  
F. +39 030 803097  
info@weareib.it  
www.weareib.it

